

Transponders							
Pos.	Bib	Name	Transponder	Elapsed Time	Gap	Laps	Category
1	012	Ruben Companioni	GC-57417	2h 53:21.373		3	Pro 1-2
2	042	Serghei Tvetcov	NS-78661	2h 53:21.491	0:00:00.118	3	Pro 1-2
3	001	Stephan Hirsch	CR-36119	2h 54:12.266	0:00:50.893	3	Pro 1-2
4	033	Brian Toone	FT-03268	2h 54:12.466	0:00:51.093	3	Pro 1-2
5	019	Jan Kolar	HF-38427	2h 54:12.917	0:00:51.544	3	Pro 1-2
6	043	Jonathan Bowerman	SH-93340	2h 55:32.562	0:02:11.189	3	Pro 1-2
7	003	Ruben Delcristo	KC-34824	2h 57:03.079	0:03:41.706	3	Pro 1-2
8	015	Ryan Boudreaux	NZ-19857	2h 57:03.208	0:03:41.835	3	Pro 1-2
9	018	Curtis Long	PP-88891	2h 57:51.260	0:04:29.887	3	Pro 1-2
10	016	Shawn Gravois	RW-58783	2h 57:51.479	0:04:30.106	3	Pro 1-2
11	008	Andres Alayon	KP-40572	2h 57:54.338	0:04:32.965	3	Pro 1-2
12	025	Corey Ray	GR-04067	2h 57:55.000	0:04:33.627	3	Pro 1-2
13	009	Ricardo Perez	CP-13389	2h 57:55.171	0:04:33.798	3	Pro 1-2
14	021	Don Autore	GS-48403	2h 57:55.978	0:04:34.605	3	Pro 1-2
15	039	Eric Stubbs	CR-80696	2h 57:58.170	0:04:36.797	3	Pro 1-2
16	013	Henry Willis	SR-25977	2h 58:04.168	0:04:42.795	3	Pro 1-2
17	014	John Brizzard	GK-18051	2h 58:10.238	0:04:48.865	3	Pro 1-2
18	044	Jacob Hill	RV-16003	2h 58:10.617	0:04:49.244	3	Pro 1-2
19	017	Michael Mcbrien	GF-37658	2h 58:10.827	0:04:49.454	3	Pro 1-2
20	032	Victor Alber	GR-92689	2h 58:10.954	0:04:49.581	3	Pro 1-2
21	007	Eric Murphy	GG-57771	2h 58:11.361	0:04:49.988	3	Pro 1-2
22	034	Chris Lessing	FV-69681	2h 58:11.748	0:04:50.375	3	Pro 1-2
23	011	Andrew Scarano	FF-20197	2h 58:11.996	0:04:50.623	3	Pro 1-2
24	023	Andrew Schluck	RS-97018	2h 58:12.055	0:04:50.682	3	Pro 1-2
25	010	Matthew Zimmer	GP-43960	2h 58:12.417	0:04:51.044	3	Pro 1-2
26	004	Stuart Lamp	PF-60226	2h 58:12.475	0:04:51.102	3	Pro 1-2
27	002	David Guttenplan	SN-23198	2h 58:12.527	0:04:51.154	3	Pro 1-2
28	046	Andrew Hammond	NP-82617	2h 58:12.605	0:04:51.232	3	Pro 1-2
29	037	Rolando Hernandez	RN-67144	2h 58:12.898	0:04:51.525	3	Pro 1-2
30	006	Michael Nichols	GL-51956	2h 58:13.038	0:04:51.665	3	Pro 1-2
31	035	Peter Eckel	GP-61930	2h 58:13.148	0:04:51.775	3	Pro 1-2
32	028	Artem Kraitov	KF-14743	2h 58:13.457	0:04:52.084	3	Pro 1-2
33	027	James G Wenzel	RF-14512	2h 58:13.611	0:04:52.238	3	Pro 1-2
34	005	Brian Odonnell	FR-04864	2h 58:13.999	0:04:52.626	3	Pro 1-2
35	040	Ryan Saylor	RG-27280	2h 58:14.314	0:04:52.941	3	Pro 1-2
36	047	Frank Travieso	NL-50982	2h 58:14.585	0:04:53.212	3	Pro 1-2
37	020	Giancarlo Bianchi	RZ-86461	2h 58:15.108	0:04:53.735	3	Pro 1-2

Pos.	Bib	Name	Transponder	Elapsed Time	Gap	Laps	Category
38	024	Tim Regan	GX-48514	2h 58:16.621	0:04:55.248	3	Pro 1-2
39	045	Kenneth Bellau	FT-37655	2h 58:18.600	0:04:57.227	3	Pro 1-2
40	030	Trevor Johnson	FF-93395	3h 06:43.840	0:13:22.467	3	Pro 1-2
41			SP-86842	3h 06:49.949	0:13:28.576	3	
42	026	Jason Smitherman	NP-10396	3h 08:39.549	0:15:18.176	3	Pro 1-2
43	029	Matthew Brooks	CS-07091	3h 12:36.752	0:19:15.379	3	Pro 1-2
44	022	Stanley Prutz	FR-97549	3h 17:26.209	0:24:04.836	3	Pro 1-2
45	031	Adam Skindel	LP-74708	3h 18:45.728	0:25:24.355	3	Pro 1-2

Transponders							
Pos.	Bib	Name	Laps	Elapsed Time	Gap	Transponder	Category
	1 322	Alan Rothrock	2	2h 04:05.615		GF-65448	Cat 3
	2 364	Dustin White	2	2h 04:05.980	0:00:00.365	PZ-17389	Cat 3
	3 325	Edward Novak	2	2h 04:05.980	0:00:00.365	FH-28841	Cat 3
	4 321	Rob Newsom	2	2h 04:06.044	0:00:00.429	CK-15251	Cat 3
	5		2	2h 04:06.128	0:00:00.513	GF-11657	
	6 352	James Thompso	2	2h 04:06.135	0:00:00.520	FX-45243	Cat 3
	7 312	Blair Krogh	2	2h 04:06.264	0:00:00.649	CT-10856	Cat 3
	8 336	Ben Bradley	2	2h 04:06.276	0:00:00.661	ST-15594	Cat 3
	9 325	Boris Simmonds	2	2h 04:06.404	0:00:00.789	FC-93382	Cat 3
	10 306	Gene McBrien	2	2h 04:06.515	0:00:00.900	FL-14906	Cat 3
	11 354	Alex Schueckler	2	2h 04:06.568	0:00:00.953	KR-52322	Cat 3
	12 337	Shane Collins	2	2h 04:06.616	0:00:01.001	KZ-79935	Cat 3
	13 359	Scott Newberry	2	2h 04:06.741	0:00:01.126	TT-03197	Cat 3
	14 378	Mariano Garay	2	2h 04:06.776	0:00:01.161	FS-58005	Cat 3
	15 372	Roslan Rivera	2	2h 04:06.817	0:00:01.202	TP-19657	Cat 3
	16 375	James Knippel	2	2h 04:06.923	0:00:01.308	RZ-54940	Cat 3
	17 309	Matt Corse	2	2h 04:06.956	0:00:01.341	KP-28310	Cat 3
	18 353	Michael Hernand	2	2h 04:07.105	0:00:01.490	CZ-03449	Cat 3
	19 313	William Jones	2	2h 04:07.335	0:00:01.720	GL-13580	Cat 3
	20 332	Gordon Duffy II	2	2h 04:07.358	0:00:01.743	RS-03735	Cat 3
	21 320	Don Panarisi	2	2h 04:07.388	0:00:01.773	NG-27778	Cat 3
	22 307	Andrew Williams	2	2h 04:07.511	0:00:01.896	FH-68668	Cat 3
	23 314	Bradley Gordon	2	2h 04:07.537	0:00:01.922	HR-32813	Cat 3
	24 357	Graham Gillis	2	2h 04:07.667	0:00:02.052	RT-44799	Cat 3
	25 328	Jaden Kifer	2	2h 04:07.687	0:00:02.072	FK-36132	Cat 3
	26 301	Ian McMullen	2	2h 04:07.758	0:00:02.143	GS-81291	Cat 3
	27 300	David Monismith	2	2h 04:07.807	0:00:02.192	KT-16427	Cat 3
	28		2	2h 04:08.140	0:00:02.525	CS-60579	
	29 338	Nicholas Collins	2	2h 04:08.298	0:00:02.683	PG-17569	Cat 3
	30 363	Kevin Sigrist	2	2h 04:08.564	0:00:02.949	LC-67196	Cat 3
	31 360	Robert Monahan	2	2h 04:08.828	0:00:03.213	CK-15462	Cat 3
	32 310	Peter Butler	2	2h 04:08.885	0:00:03.270	KT-15110	Cat 3
	33 381	Jason Bordelon	2	2h 04:09.018	0:00:03.403	CK-14678	Cat 3
	34 335	Daniel Wisner	2	2h 04:09.480	0:00:03.865	GP-51891	Cat 3
	35 358	Aaron Guyer	2	2h 04:11.508	0:00:05.893	SC-22845	Cat 3
	36 311	Bennie Flores	2	2h 04:12.634	0:00:07.019	PC-71953	Cat 3
	37 349	Alan Laytham	2	2h 04:13.762	0:00:08.147	FK-13661	Cat 3

Pos.	Bib	Name	Laps	Elapsed Time	Gap	Transponder	Category
38			2	2h 05:07.827	0:01:02.212	GG-99409	
39	339	Ryan Cleary	2	2h 06:38.016	0:02:32.401	LK-36694	Cat 3
40	304	Scott Spees	2	2h 16:54.573	0:12:48.958	TK-49435	Cat 3
41	361	Joseph Long	2	2h 57:30.471	0:53:24.856	GL-39056	Cat 3

Transponders							
Pos.	Bib	Name	Laps	Elapsed Time	Gap	Transponder	Category
	1 436	John Hensz	2	2h 04:17.628		CK-15574	Cat 4
	2 461	Cesar Sosa	2	2h 04:45.047	0:00:27.419	NH-19578	Cat 4
	3 462	Erick Ascencio	2	2h 04:45.620	0:00:27.992	FH-77099	Cat 4
	4 415	Adam Morris	2	2h 04:45.772	0:00:28.144	HT-19232	Cat 4
	5 401	Jared Black	2	2h 04:45.896	0:00:28.268	GF-07832	Cat 4
	6 460	Dustin Gill	2	2h 04:46.004	0:00:28.376	NG-28522	Cat 4
	7 445	David Koonce	2	2h 04:46.018	0:00:28.390	FZ-58635	Cat 4
	8 545	Rhett Houstoun	2	2h 04:46.195	0:00:28.567	GR-46255	Cat 4
	9 416	evan mcmanus	2	2h 04:46.214	0:00:28.586	CN-91764	Cat 4
	10		2	2h 04:46.643	0:00:29.015	CC-21077	
	11 450	Jared Coffin	2	2h 04:46.680	0:00:29.052	FC-12833	Cat 4
	12 402	Kevin Bevis	2	2h 04:46.806	0:00:29.178	GK-52096	Cat 4
	13		2	2h 04:46.820	0:00:29.192	KN-65452	
	14 457	Ed Dunne	2	2h 04:46.851	0:00:29.223	SP-82209	Cat 4
	15 451	joshua faine	2	2h 04:47.022	0:00:29.394	CG-95387	Cat 4
	16 430	Graeme Preston	2	2h 04:47.076	0:00:29.448	FV-94185	Cat 4
	17 442	James Gunter	2	2h 04:47.097	0:00:29.469	GX-44004	Cat 4
	18 458	Steve Riley	2	2h 04:47.279	0:00:29.651	HC-81252	Cat 4
	19 437	Zachary Byerly	2	2h 04:47.339	0:00:29.711	GP-44128	Cat 4
	20 430	Justin Addison	2	2h 04:47.501	0:00:29.873	FK-34736	Cat 4
	21 404	John Wozniak	2	2h 04:47.722	0:00:30.094	FH-51121	Cat 4
	22 423	Leonard Hall	2	2h 04:47.725	0:00:30.097	RV-73194	Cat 4
	23 459	Ryan Yates	2	2h 04:47.785	0:00:30.157	FT-20471	Cat 4
	24 431	Raland Burks	2	2h 04:47.901	0:00:30.273	RH-96071	Cat 4
	25 446	Thomas Boyle	2	2h 04:47.905	0:00:30.277	PK-94677	Cat 4
	26 411	Ricky Zanker	2	2h 04:48.016	0:00:30.388	SR-35680	Cat 4
	27 409	Taylor Bosch	2	2h 04:48.112	0:00:30.484	TH-93160	Cat 4
	28 441	Chris Mojock	2	2h 04:48.657	0:00:31.029	CK-15172	Cat 4
	29 427	Scott Stewart	2	2h 04:48.686	0:00:31.058	FG-21973	Cat 4
	30 407	Brooks Abel	2	2h 04:48.893	0:00:31.265	SS-72352	Cat 4
	31 449	Jason Davis	2	2h 04:49.034	0:00:31.406	FZ-53163	Cat 4
	32 417	Logan Trimm	2	2h 04:49.387	0:00:31.759	NW-90537	Cat 4
	33 440	Luke Trione	2	2h 04:49.730	0:00:32.102	FG-42363	Cat 4
	34 453	Alan Korhonen	2	2h 04:49.777	0:00:32.149	PK-42762	Cat 4
	35 435	Ross Livingston	2	2h 04:50.167	0:00:32.539	CS-19596	Cat 4
	36 406	Kenneth Sanders	2	2h 05:00.022	0:00:42.394	GP-21097	Cat 4
	37 400	Matthew Burks	2	2h 05:25.173	0:01:07.545	GH-97784	Cat 4

































Pos.	Bib	Name	Laps	Elapsed Time	Gap	Transponder	Category
38	408	Ryan Couture	2	2h 05:32.922	0:01:15.294	NN-34309	Cat 4
39	424	Trey Griffin	2	2h 05:47.615	0:01:29.987	PS-38007	Cat 4
40	419	Pieter Waters	2	2h 07:14.251	0:02:56.623	FG-45310	Cat 4
41	426	ryan barnes	2	2h 08:19.298	0:04:01.670	RV-08627	Cat 4
42	414	Michael Nelson	2	2h 08:21.809	0:04:04.181	GW-59531	Cat 4
43	412	Sonny Restivo	2	2h 08:53.055	0:04:35.427	NK-72749	Cat 4
44	438	Tom Redpath	2	2h 09:44.442	0:05:26.814	CS-46734	Cat 4
45	452	Ron Milliet	2	2h 10:27.688	0:06:10.060	FR-18747	Cat 4
46	454	Ian Garrison	2	2h 11:09.718	0:06:52.090	RC-09517	Cat 4
47	422	Selby Holler	2	2h 13:28.499	0:09:10.871	KR-60048	Cat 4
48	425	Kyle Burress	2	2h 16:53.940	0:12:36.312	NP-55940	Cat 4
49	428	Mitchell Mcintos	2	2h 18:09.190	0:13:51.562	NK-23579	Cat 4
50	439	Mark Anthony Sa	2	2h 20:28.451	0:16:10.823	SZ-59665	Cat 4
51	405	James Vibert	2	2h 20:49.508	0:16:31.880	NT-26653	Cat 4
52	403	Jim Campbell	2	2h 29:47.031	0:25:29.403	TG-56649	Cat 4
DNF	420	Trip Volnoff	2	1h 37:06.753	0:27:10.875	NX-24775	Cat 4
DNF	434	Hugo Casanas	19	2h 04:41.582	0:00:23.954	PS-30279	Cat 4
DNF	465	Marcos Plata	2	1h 26:31.155	0:37:46.473	FT-01305	Cat 4

Transponders							
Pos.	Bib	Name	Transponder	Elapsed Time	Gap	Laps	Category
1	578	Daniel Vu	NF-71694	1h 02:24.032		1	Cat 5
2	515	Delton Richey	GN-23793	1h 02:29.828	0:00:05.796	1	Cat 5
3	563	Jacob Smith	CP-77755	1h 02:29.828	0:00:05.796	1	Cat 5
4	503	Avery McNeal	GL-18164	1h 02:30.955	0:00:06.923	1	Cat 5
5	504	James Murphy	TR-31067	1h 02:30.955	0:00:06.923	1	Cat 5
6	531	Benjamin Dillon	KR-68324	1h 02:30.955	0:00:06.923	1	Cat 5
7	585	A Rhodes	CS-94657	1h 02:30.955	0:00:06.923	1	Cat 5
8	534	Scott Vallier	GX-61672	1h 02:31.997	0:00:07.965	1	Cat 5
9	589	Bryan Harrington	SS-30410	1h 02:31.997	0:00:07.965	1	Cat 5
10	501	Scott McManus	CK-15215	1h 02:31.997	0:00:07.965	1	Cat 5
11	500	Jon Damratoski	HT-25550	1h 02:33.137	0:00:09.105	1	Cat 5
12	329	Josephy Fritz III	LX-46173	1h 02:33.137	0:00:09.105	1	Cat 5
13	584	Ryan Oliver	KR-55533	1h 02:33.137	0:00:09.105	1	Cat 5
14	549	Kevin Koth	HT-66335	1h 02:33.137	0:00:09.105	1	Cat 5
15	506	Kenny McNeal	GG-01396	1h 02:33.137	0:00:09.105	1	Cat 5
16	513	Justin Lewis	PN-04173	1h 02:33.137	0:00:09.105	1	Cat 5
17	527	Alex Hernandez	GN-21825	1h 02:34.402	0:00:10.370	1	Cat 5
18	524	Blair Crooke	KH-63355	1h 02:34.402	0:00:10.370	1	Cat 5
19	526	Taylor Knight	FK-90057	1h 02:34.402	0:00:10.370	1	Cat 5
20	543	Martin Ortiz	GN-17611	1h 02:34.402	0:00:10.370	1	Cat 5
21	579	John Bean	GP-57929	1h 02:36.278	0:00:12.246	1	Cat 5
22	560	Mark Milliken	CR-64138	1h 02:36.278	0:00:12.246	1	Cat 5
23	529	Jared Moore	GN-78840	1h 03:54.875	0:01:30.843	1	Cat 5
24	505	Dannie Medlin	KZ-10143	1h 05:48.717	0:03:24.685	1	Cat 5
25	535	Ruben Espinosa	TZ-93243	1h 05:56.490	0:03:32.458	1	Cat 5
26	544	Anthony Rabito	HC-24525	1h 06:02.575	0:03:38.543	1	Cat 5
27	522	Alex Free	GX-04344	1h 06:05.269	0:03:41.237	1	Cat 5
28	557	James Qualls	FT-23965	1h 06:07.648	0:03:43.616	1	Cat 5
29	464	Eric Cheung	GF-48289	1h 06:12.132	0:03:48.100	1	Cat 5
30	575	Mark McNees	GP-48014	1h 06:12.132	0:03:48.100	1	Cat 5
31	561	William Martin	FK-29653	1h 06:33.880	0:04:09.848	1	Cat 5
32	542	Jeff Boulton	RX-66735	1h 06:36.014	0:04:11.982	1	Cat 5
33	541	Colby Allen	CV-84467	1h 06:40.076	0:04:16.044	1	Cat 5
34	595	Tom Markland	GG-44283	1h 08:49.266	0:06:25.234	1	Cat 5
35	507	Michael Rasch II	NT-66835	1h 08:49.266	0:06:25.234	1	Cat 5
36	598	Alexander Roberts	FH-16208	1h 09:21.173	0:06:57.141	1	Cat 5
37	521	Zachary Worley	FT-44109	1h 09:21.173	0:06:57.141	1	Cat 5

Pos.	Bib	Name	Transponder	Elapsed Time	Gap	Laps	Category
38	546	Gerald Muench	LT-20387	1h 09:23.998	0:06:59.966	1	Cat 5
39	555	Jon Plummer	KX-75736	1h 09:53.045	0:07:29.013	1	Cat 5
40	528	Joe Heintz	GN-52352	1h 09:53.045	0:07:29.013	1	Cat 5
41	573	keith irwin	CK-14506	1h 09:59.202	0:07:35.170	1	Cat 5
42	576	Josh Hartman	GF-12501	1h 10:25.028	0:08:00.996	1	Cat 5
43	540	Kyle Casteline	KZ-80736	1h 14:54.857	0:12:30.825	1	Cat 5
44	558	Henry Arias	TZ-84828	1h 15:23.011	0:12:58.979	1	Cat 5
45	536	Richard Dunn	CW-24315	1h 18:29.997	0:16:05.965	1	Cat 5
46	516	Joseph McCrory	NK-47776	1h 19:49.272	0:17:25.240	1	Cat 5
47	538	Sean Donahue	GS-15834	1h 20:08.135	0:17:44.103	1	Cat 5
48	514	Rickie Richey	GC-08777	1h 21:18.142	0:18:54.110	1	Cat 5
49	577	Kiel von Lindenberg	FH-48837	1h 23:09.314	0:20:45.282	1	Cat 5
50	537	Kevin Constance	GH-30191	1h 24:03.693	0:21:39.661	1	Cat 5
51	502	Alex Constance	PG-31890	1h 26:27.467	0:24:03.435	1	Cat 5
DNF	556	Eddy Koonce	GC-92833	01:32.806	1:00:51.226	0	Cat 5

Transponders							
Pos.	Bib	Name	Transponder	Elapsed Time	Gap	Laps	Category
1	133	Phillip Dobbs	PN-28912	2h 00:57.531		2	Masters 30+
2	103	Osvaldo Delgado	PF-23420	2h 02:36.291	0:01:38.760	2	Masters 30+
3	202	Donald Davis	FF-89652	2h 02:37.625	0:01:40.094	2	Masters 40+
4	100	Marc Crouch	HH-87786	2h 07:43.934	0:06:46.403	2	Masters 30+
5	105	Ronaldo Tavares	PV-73150	2h 07:52.182	0:06:54.651	2	Masters 30+
6	203	Craig Baranowski	CZ-17955	2h 07:52.401	0:06:54.870	2	Masters 40+
7	201	Sammy Flores	LC-71326	2h 07:52.490	0:06:54.959	2	Masters 40+
8	205	Judd Troxler	GP-49071	2h 07:52.615	0:06:55.084	2	Masters 40+
9	125	Jason Rubin	HT-47339	2h 07:52.617	0:06:55.086	2	Masters 30+
10			CX-44121	2h 07:52.917	0:06:55.386	2	
11	206	Peter Stephens	GP-44749	2h 07:53.216	0:06:55.685	2	Masters 40+
12	222	Todd Hull	HC-21057	2h 07:53.728	0:06:56.197	2	Masters 40+
13	104	Jason Vandermay	GX-38807	2h 07:53.863	0:06:56.332	2	Masters 30+
14	223	Kurt Phillips	RZ-88044	2h 07:54.102	0:06:56.571	2	Masters 40+
15	216	Christopher Olson	GG-35667	2h 07:54.440	0:06:56.909	2	Masters 40+
16	207	Doug Schroeder	GP-90172	2h 07:56.002	0:06:58.471	2	Masters 40+
17	102	German Arango	GL-52820	2h 12:37.571	0:11:40.040	2	Masters 30+
18			NR-00629	2h 12:39.518	0:11:41.987	2	
19	209	david degendt	GK-74015	2h 12:39.967	0:11:42.436	2	Masters 40+
20	204	Kurt Hoehn	NR-78061	2h 12:41.292	0:11:43.761	2	Masters 40+
21	559	Brian Baum	NS-99239	2h 12:42.227	0:11:44.696	2	Masters 30+
22	212	Darryl Williams	FT-00332	2h 12:45.037	0:11:47.506	2	Masters 40+
23	101	Robert Baker	HZ-54108	2h 13:32.902	0:12:35.371	2	Masters 30+
24			HC-61371	2h 23:53.235	0:22:55.704	2	
25	213	David Hesser	GN-88878	2h 32:12.865	0:31:15.334	2	Masters 40+
26	221	John Egan	NZ-68971	2h 32:15.178	0:31:17.647	2	Masters 40+
27	208	James Adams	CH-76173	2h 42:43.772	0:41:46.241	2	Masters 40+
28	219	vj liberto	CK-15417	2h 26:15.613	0:25:18.082	1	Masters 40+
DNF	111	Wesley Morgan	GL-81044	2h 59:16.587	0:58:19.056	2	Masters 30+

Transponders							
Pos.	Bib	Name	Transponder	Elapsed Time	Gap	Laps	Category
	1	317	Keith Johnson	NK-98055	1h 02:12.417		1 Masters 50+
	2	356	Tom Gillis	RT-99439	1h 02:12.417	0:00:00.000	1 Masters 50+
	3	316	Randall Legeai	HS-36996	1h 02:12.417	0:00:00.000	1 Masters 50+
	4	345	Kerry Duggan	LZ-93464	1h 02:13.799	0:00:01.382	1 Masters 50+
	5	373	Brian Davis	RR-33059	1h 02:13.799	0:00:01.382	1 Masters 50+
	6	348	Shannon Aiken	LP-89337	1h 02:14.851	0:00:02.434	1 Masters 50+
	7	343	Andy Maddux	CS-30570	1h 02:14.851	0:00:02.434	1 Masters 50+
	8	315	Adam Goldweber	CW-85219	1h 02:14.851	0:00:02.434	1 Masters 50+
	9	355	Fred McLaughlin	NP-72668	1h 02:14.851	0:00:02.434	1 Masters 50+
	10	333	Michael Rhoades	PK-02239	1h 02:14.851	0:00:02.434	1 Masters 50+
	11	319	James Stinson	GS-25077	1h 02:14.851	0:00:02.434	1 Masters 50+
	12	369	Danny Cook	CC-38908	1h 02:14.851	0:00:02.434	1 Masters 50+
	13	318	Robert Rennie	PP-78789	1h 02:14.851	0:00:02.434	1 Masters 50+
	14	344	Doug Jones	NR-79325	1h 02:14.851	0:00:02.434	1 Masters 50+
	15	365	Dan Steighner	GN-19838	1h 02:14.851	0:00:02.434	1 Masters 50+
	16	599	Joseph Fritz	KX-62921	1h 02:16.217	0:00:03.800	1 Masters 50+
	17	331	George Heagerty	FF-08504	1h 02:16.217	0:00:03.800	1 Masters 50+
	18	351	Timothy Taylor	NK-61111	1h 02:21.473	0:00:09.056	1 Masters 50+
	19	342	Lee Hammond	NK-82515	1h 06:04.101	0:03:51.684	1 Masters 50+
	20	432	DANNY ROGERS	KK-96249	1h 06:19.917	0:04:07.500	1 Masters 60+
	21	348	David Sandy	GN-64655	1h 07:05.708	0:04:53.291	1 Masters 50+
	22	342	D Scott Bedford	CG-58516	1h 08:14.392	0:06:01.975	1 Masters 50+
	23	340	robert mcneely	KR-35282	1h 10:54.143	0:08:41.726	1 Masters 50+
	24	433	Bobby Cooley	HL-13448	1h 11:31.412	0:09:18.995	1 Masters 60+
	25	456	Mick Gould	KP-22871	1h 12:41.631	0:10:29.214	1 Masters 60+
	26	429	James Taylor	GC-53336	1h 18:33.091	0:16:20.674	1 Masters 60+
	27	367	Drake Shepard	CR-08353	1h 23:05.391	0:20:52.974	1 Masters 50+

Transponders										
	Pos.	Transpond	Laps	Lapsed Time	Gap	Bib	Name	City	State	Category
	1	PX-8433	2	2h 22:17.		10	Jacquelyn Cro	MAITLAND	FL	Women 1-3
	2	FT-2839	2	2h 22:17.	0:00:00.440	13	Elizabeth Mors	SAINT PETERSB	FL	Women 1-3
	3	CR-173	2	2h 27:00.	0:04:43.109	12	Katie Bolton	FAIRHOPE	AL	Women 1-3
	4	LC-4956	2	2h 27:01.	0:04:43.822	11	Zoe Mullins	ALTAMONTE SP	FL	Women 1-3
	5	FK-0060	2	2h 27:01.	0:04:44.055	37	Maria Carrelli	DECATUR	GA	Women 3-4
	6	HN-407	2	2h 27:01.	0:04:44.597	10	Mary Jimenez	SHREVEPORT	LA	Women 1-3
	7	KZ-7715	2	2h 27:02.	0:04:44.755	12	Liz Gerrity	Naples	FL	Women 1-3
	8	GX-031	2	2h 27:03.	0:04:46.208	32	Angela Crone	MEMPHIS	TN	Women 3-4
	9	SR-0132	2	2h 27:03.	0:04:46.242	36	Ashley Amack	Pensacola	FL	Women 3-4
	10	HC-507	2	2h 27:03.	0:04:46.388	11	Stephanie Smi	METAIRIE	LA	Women 3-4
	11	PV-8561	2	2h 27:04.	0:04:46.712	10	Mignon Guerin	NEW ORLEANS	LA	Women 3-4
	12	FS-8040	2	2h 27:04.	0:04:46.769	12	Frances Sledg	FAIRHOPE	AL	Women 3-4
	13	FG-625	2	2h 34:52.	0:12:35.222	37	Celeste Dolan	NEW ORLEANS	LA	Women 3-4
	14	GN-779	2	2h 34:56.	0:12:39.142	12	Ellie Rodebeck	NEW ORLEANS	LA	Women 1-3
	15	CK-151	2	2h 35:14.	0:12:57.019	34	Christal McNea	MILTON	FL	Women 3-4
	16	NF-022	2	2h 39:03.	0:16:46.487	10	Emily Brown	MILTON	FL	Women 1-3
	17	HF-081	2	2h 39:04.	0:16:46.990	41	Page Zeringue	NEW ORLEANS	LA	Women 3-4
	18	NS-596	2	2h 41:24.	0:19:06.833	37	Dustin Yonke	Pensacola	FL	Women 3-4
	19	FF-6504	2	2h 41:30.	0:19:12.898	32	Ashlynn Smith	Milton	FL	Women 3-4
	20	RT-254	2	2h 41:44.	0:19:26.912	12	Regina Fritz	Ozark	AL	Women 3-4
	21	NF-733	2	2h 41:51.	0:19:34.648	36	Roberta Becke	COVINGTON	LA	Women 3-4
	22	TS-5798	2	2h 44:43.	0:22:25.924	11	Lisabeth Quin	JACKSONVILLE	FL	Women 3-4
	23	KR-886	2	2h 45:06.	0:22:49.074	33	Judith Kendric	PINEVILLE	LA	Women 3-4
	24	CS-6509	2	2h 56:07.	0:33:49.835	12	Rachel Kozy	Pensacola	FL	Women 3-4
	25	GS-091	2	2h 57:11.	0:34:54.308	11	Katherine Bro	Birchwood	TN	Women 3-4
	26	NX-038	1	1h 16:00.	1:06:16.887	35	Denise Joplin	A	A	Women 3-4
	27	FH-965	1	3h 01:16.	0:38:59.155	32	Samantha Stei	BATON ROUGE	LA	Women 3-4
	28	KZ-9767	0	21.422	2:21:55.878	34	Emily Gerrity	Naples	FL	Women 3-4
	DNF	FT-5174	2	1h 19:56.	1:02:20.983	32	Janet Trubey	FLETCHER	NC	Women 3-4
	DNF	TT-5808	2	1h 53:50.	0:28:26.643	11	Tracy Rainey	PENSACOLA	FL	Women 3-4
	DNF	KZ-9358	2	2h 01:51.	0:20:26.284	11	Kelly Campana	Tampa	fl	Women 1-3
	DNF	FP-8093	5	2h 34:12.	0:11:54.792	12	Deanna Matth	Niceville	FL	Women 3-4

Transponders							
Pos.	Bib	Name	Transponder	Elapsed Time	Gap	Laps	Category
1	214	Sandor A Delgado	TZ-17563	1h 11:47.904		1	Junior 13-14
2	347	Nathaniel Worcester	GH-66174	1h 11:51.196	0:00:03.292	1	Junior 15-16
3	455	Austin Cheshire	KH-32458	1h 14:39.649	0:02:51.745	1	Junior 17-18
4	421	Mike Ferreiro	RT-38350	1h 14:39.649	0:02:51.745	1	Junior 17-18
5			NX-24775	1h 14:39.649	0:02:51.745	1	
6	330	Isaac Constans	GL-53735	1h 14:42.502	0:02:54.598	1	Junior 15-16
7	226	Joseph Tarabella	HF-46462	1h 14:45.433	0:02:57.529	1	Junior 13-14
8	554	Joseph Fritz	RR-64851	1h 14:58.077	0:03:10.173	1	Junior 10-12
9	224	Joseph Monahan	CT-21489	1h 15:00.221	0:03:12.317	1	Junior 13-14
10	218	Mackenzie Collins	PL-68034	1h 15:22.894	0:03:34.990	1	Junior 13-14
11	129	Nathan Duncan	CR-07273	1h 15:24.780	0:03:36.876	1	Junior 10-12
12	126	Jacob Monahan	HP-73309	1h 15:55.586	0:04:07.682	1	Junior 10-12
13	110	Austin Moulton	CN-77148	1h 26:28.750	0:14:40.846	1	Junior 10-12
14	112	Gus Grow	NC-60579	1h 30:08.860	0:18:20.956	1	Junior 10-12
15	113	Arrianna Durrance	PF-01194	1h 31:16.872	0:19:28.968	1	Junior 10-12
16	211	Grayson Gavras	HV-95048	1h 31:22.811	0:19:34.907	1	Junior 13-14
17	217	Mark Hesser	CC-03141	1h 34:25.271	0:22:37.367	1	Junior 13-14
18	131	Charlie Sledge	CS-36662	1h 35:36.134	0:23:48.230	1	Junior 10-12
19	132	Jacob Williams	NG-22072	1h 39:47.176	0:27:59.272	1	Junior 10-12
20	225	Rebekah Constance	GN-47105	2h 05:08.489	0:53:20.585	1	Junior 13-14
21	200	Olivia Lyons	GF-22115	02:04.903	1:09:43.001	0	Junior 13-14
22	130	Eric McNees	FF-62282	02:04.903	1:09:43.001	0	Junior 10-12

TopView Sports**9/15/2012****Pensacola Cycling Classic****Time Trial**

Pos.	Transponder	Laps	Elapsed Time	Bib	Name	Category
2	NS-78661	1	06:43.3	42	Serghei Tvetcov	Pro 1-2
3	RW-58783	1	06:57.6	16	Shawn Gravois	Pro 1-2
4	TT-03197	1	07:05.4	359	Scott Newberry	Cat 3
5	GC-57417	1	07:07.5	12	Ruben Companioni	Pro 1-2
6	NL-50982	1	07:11.1	47	Frank Travieso	Pro 1-2
7	LP-74708	1	07:13.0	31	Adam Skindel	Pro 1-2
8	SN-23198	1	07:15.2	2	David Guttenplan	Pro 1-2
9	CS-07091	1	07:16.4	29	Matthew Brooks	Pro 1-2
10	CK-15172	1	07:18.9	441	Chris Mojock	Cat 4
11	FX-45243	1	07:19.4	352	James Thompson	Cat 3
12	CK-15574	1	07:20.4	436	John Hensz	Cat 4
13	PP-88891	1	07:21.2	18	Curtis Long	Pro 1-2
14	KC-34824	1	07:21.3	3	Ruben Delcristo	Pro 1-2
15	FH-28841	1	07:21.3	325	Edward Novak	Cat 3
16	FK-36132	1	07:22.0	328	Jaden Kifer	Cat 3
17	TP-19657	1	07:22.4	372	Roslan Rivera	Cat 3
18	CT-10856	1	07:22.6	312	Blair Krogh	Cat 3
19	CR-36119	1	07:22.8	1	Stephan Hirsch	Pro 1-2
20	RZ-86461	1	07:22.8	20	Giancarlo Bianchi	Pro 1-2
21	PN-28912	1	07:23.9	133	Phillip Dobbs	Masters 30+
22	HH-87786	1	07:25.9	100	Marc Crouch	Masters 30+
23	FF-20197	1	07:26.2	11	Andrew Scarano	Pro 1-2
24	CZ-03449	1	07:26.6	353	Michael Hernandez	Cat 3
25	FR-97549	1	07:27.5	22	Stanley Prutz	Pro 1-2
26	GR-04067	1	07:28.0	25	Corey Ray	Pro 1-2
27	CK-15251	1	07:28.2	321	Rob Newsom	Cat 3
28	TK-49435	1	07:28.2	304	Scott Spees	Cat 3
29	GG-57771	1	07:28.8	7	Eric Murphy	Pro 1-2
30	CK-14678	1	07:29.3	381	Jason Bordelon	Cat 3
31	SC-22845	1	07:30.4	358	Aaron Guyer	Cat 3
32	GF-65448	1	07:31.6	322	Alan Rothrock	Cat 3
33	CN-91764	1	07:32.3	416	Evan Mcmanus	Cat 4
34	CS-60579	1	07:33.8	305	Kevin Pawlik	Cat 3
35	LT-63781	1	07:34.0	40	Ryan Saylor	Pro 1-2
36	GP-90172	1	07:34.1	207	Doug Schroeder	Masters 40+
37	NZ-19857	1	07:34.5	15	Ryan Boudreaux	Pro 1-2
38	SH-93340	1	07:34.8	43	Jonathan Bowerman	Pro 1-2
39	PV-73150	1	07:35.0	105	Ronaldo Tavares	Masters 30+
40	GP-61930	1	07:35.3	35	Peter Eckel	Pro 1-2
41	PZ-17389	1	07:35.6	364	Dustin White	Cat 3
42	CK-15462	1	07:36.0	360	Robert Monahan	Cat 3
43	FH-51121	1	07:36.4	404	John Wozniak	Cat 4

44	NK-98055	1	07:36.5	317 Keith Johnson	Masters 50+
45	RZ-54940	1	07:37.7	375 James Knippel	Cat 3
46	FV-69681	1	07:38.4	34 Chris Lessing	Pro 1-2
47	HT-19232	1	07:38.6	415 Adam Morris	Cat 4
48	RR-33059	1	07:38.8	373 Brian Davis	Masters 50+
49	GP-51891	1	07:39.9	335 Daniel Wisner	Cat 3
50	CR-80696	1	07:42.6	39 Eric Stubbs	Pro 1-2
51	PS-30279	1	07:43.2	434 Hugo Casanas	Cat 4
52	RT-44799	1	07:43.6	357 Graham Gillis	Cat 3
53	CP-13389	1	07:45.0	9 Ricardo Perez	Pro 1-2
54	FZ-58635	1	07:45.3	445 David Koonce	Cat 4
55	FC-93382	1	07:45.3	325 Boris Simmonds	Cat 3
56	HF-38427	1	07:45.7	19 Jan Kolar	Pro 1-2
57	FF-89652	1	07:46.6	202 Donald Davis	Masters 40+
58	PX-84337	1	07:47.8	108 Jacquelyn Crowell	Women 1-3
59	KZ-79935	1	07:47.9	337 Shane Collins	Cat 3
60	KN-65452	1	07:48.1	418 Stephen Zaffiri	Cat 4
61	GG-35667	1	07:48.2	216 Christopher Olson	Masters 40+
62	FS-58005	1	07:48.4	378 Mariano Garay	Cat 3
63	NW-90537	1	07:48.7	417 Logan Trimm	Cat 4
64	GF-37658	1	07:49.3	17 Michael Mcbrien	Pro 1-2
65	GN-21825	1	07:49.4	527 Alex Hernandez	Cat 5
66	TS-77720	1	07:49.7	303 Nicolas Patton	Cat 3
67	NR-79325	1	07:50.3	344 Doug Jones	Masters 50+
68	LC-71326	1	07:50.7	201 Sammy Flores	Masters 40+
69	RF-14512	1	07:51.3	27 James G Wenzel	Pro 1-2
70	RT-99439	1	07:51.4	356 Tom Gillis	Masters 50+
71	NR-78061	1	07:51.5	204 Kurt Hoehn	Masters 40+
72	SR-25977	1	07:51.7	13 Henry Willis	Pro 1-2
73	CX-44121	1	07:53.2	136 Marek Lipold	Masters 30+
74	PC-71953	1	07:53.3	311 Bennie Flores	Cat 3
75	PK-42762	1	07:54.1	453 Alan Korhonen	Cat 4
76	FK-90057	1	07:54.3	526 Taylor Knight	Cat 5
77	GL-13580	1	07:54.6	313 William Jones	Cat 3
78	GF-07832	1	07:54.7	401 Jared Black	Cat 4
79	GX-48514	1	07:54.8	24 Tim Regan	Pro 1-2
80	KR-79709	1	07:54.9	539 Cheung Eric	Cat 5
81	FT-20471	1	07:55.0	459 Ryan Yates	Cat 4
82	HC-50715	1	07:55.5	117 Stephanie Smith	Women 1-3
83	FV-94185	1	07:56.5	430 Graeme Preston	Cat 4
84	FC-12833	1	07:57.8	450 Jared Coffin	Cat 4
85	FG-21973	1	07:57.8	427 Scott Stewart	Cat 4
86	CS-30570	1	07:58.1	343 Andy Maddux	Masters 50+
87	RN-67144	1	07:58.6	37 Rolando Hernandez	Pro 1-2
88	GF-11657	1	07:59.6	308 Dustin Drewes	Cat 3
89	FF-08504	1	08:00.2	331 George Heagerty	Masters 50+
90	GN-17611	1	08:00.3	543 Martin Ortiz	Cat 5

91 FT-03268	1	08:01.7	33 Brian Toone	Pro 1-2
92 SS-72352	1	08:01.9	407 Brooks Abel	Cat 4
93 CS-46734	1	08:02.9	438 Tom Redpath	Cat 4
94 KT-16427	1	08:03.8	300 David Monismith	Cat 3
95 PG-17569	1	08:04.0	338 Nicholas Collins	Cat 3
96 GR-46255	1	08:04.2	545 Rhett Houstoun	Cat 4
97 GS-48403	1	08:04.7	21 Don Autore	Pro 1-2
98 NP-10396	1	08:05.5	26 Jason Smitherman	Pro 1-2
99 GP-44749	1	08:05.8	206 Peter Stephens	Masters 40+
100 PK-94677	1	08:06.2	446 Thomas Boyle	Cat 4
101 CK-15417	1	08:07.0	219 vj liberto	Masters 40+
102 CP-77755	1	08:07.0	563 Jacob Smith	Cat 5
103 NP-82617	1	08:07.1	46 Andrew Hammond	Pro 1-2
104 SP-82209	1	08:07.3	457 Ed Dunne	Cat 4
105 KR-52322	1	08:08.2	354 Alex Schueckler	Cat 3
106 NH-19578	1	08:08.4	461 Cesar Sosa	Cat 4
107 FR-04864	1	08:10.7	5 Brian Odonnell	Pro 1-2
108 HT-66335	1	08:11.0	549 Kevin Koth	Cat 5
109 GK-18051	1	08:12.5	14 John Brizzard	Pro 1-2
110 RH-96071	1	08:12.5	431 Raland Burks	Cat 4
111 FL-14906	1	08:13.2	306 Gene Mcbrien	Cat 3
112 GK-52096	1	08:13.5	402 Kevin Bevis	Cat 4
113 FH-77099	1	08:13.6	462 Erick Ascencio	Cat 4
114 RV-08627	1	08:14.5	426 ryan barnes	Cat 4
115 HT-47339	1	08:14.5	125 Jason Rubin	Masters 30+
116 GX-38807	1	08:15.9	104 Jason Vandermay	Masters 30+
117 PF-23420	1	08:15.9	103 Osvaldo Delgado	Masters 30+
118 NF-71694	1	08:16.2	578 Daniel Vu	Cat 5
119 FK-34736	1	08:16.6	430 Justin Addison	Cat 4
120 KP-40572	1	08:16.6	8 Andres Alayon	Pro 1-2
121 RL-90123	1	08:18.1	443 Robert Baldwin	Masters 60+
122 NK-72749	1	08:18.5	412 Sonny Restivo	Cat 4
123 HS-36996	1	08:18.6	316 Randall Legeai	Masters 50+
124 HC-21057	1	08:19.5	222 Todd Hull	Masters 40+
125 GN-88878	1	08:19.8	213 David Hesser	Masters 40+
126 GS-25077	1	08:20.2	319 James Stinson	Masters 50+
127 GP-43960	1	08:22.1	10 Matthew Zimmer	Pro 1-2
128 TR-31067	1	08:22.3	504 James Murphy	Cat 5
129 CS-19596	1	08:22.4	435 Ross Livingston	Cat 4
130 CR-64138	1	08:23.1	560 Mark Milliken	Cat 5
131 KR-55533	1	08:23.2	584 Ryan Oliver	Cat 5
132 NG-28522	1	08:24.0	460 Dustin Gill	Cat 4
133 FZ-53163	1	08:24.1	449 Jason Davis	Cat 4
134 CK-15215	1	08:24.5	501 Scott McManus	Cat 5
135 NK-61111	1	08:25.3	351 Timothy Taylor	Masters 50+
136 GR-92689	1	08:25.5	32 Victor Alber	Pro 1-2
137 NG-27778	1	08:25.8	320 Don Panarisi	Cat 3

138 GP-21097	1	08:25.8	406 Kenneth Sanders	Cat 4
139 GP-44128	1	08:25.8	437 Zachary Byerly	Cat 4
140 CC-38908	1	08:26.6	369 Danny Cook	Masters 50+
141 FG-42363	1	08:26.9	440 Luke Trione	Cat 4
142 FK-13661	1	08:27.2	349 Alan Laytham	Cat 3
143 RS-97018	1	08:28.3	23 Andrew Schluck	Pro 1-2
144 KZ-10143	1	08:30.4	505 Dannie Medlin	Cat 5
145 RV-16003	1	08:31.7	44 Jacob Hill	Pro 1-2
146 LC-67196	1	08:31.7	363 Kevin Sigrist	Cat 3
147 CZ-17955	1	08:32.3	203 Craig Baranowski	Masters 40+
148 LZ-93464	1	08:32.8	345 Kerry Duggan	Masters 50+
149 HN-40717	1	08:32.9	107 Mary Jimenez	Women 1-3
150 GX-03185	1	08:33.5	324 Angela Crone	Women 3-4
151 GC-44954	1	08:33.7	509 Tyler Trombetta	Cat 5
152 LC-49568	1	08:34.6	114 Zoe Mullins	Women 1-3
153 GN-19838	1	08:35.0	365 Dan Steighner	Masters 50+
154 SR-35680	1	08:35.7	411 Ricky Zanker	Cat 4
155 SZ-59665	1	08:36.7	439 Mark Anthony Sanchez	Cat 4
156 NP-72668	1	08:37.3	355 Fred McLaughlin	Masters 50+
157 TG-56649	1	08:37.5	403 Jim Campbell	Cat 4
158 FR-18747	1	08:38.7	452 Ron Milliet	Cat 4
159 SP-86842	1	08:38.8	88 Rainiel Sanchez	Pro 1-2
160 GL-51956	1	08:39.9	6 Michael Nichols	Pro 1-2
161 KT-15110	1	08:40.2	310 Peter Butler	Cat 3
162 GX-61672	1	08:40.3	534 Scott Vallier	Cat 5
163 RZ-88044	1	08:41.1	223 Kurt Phillips	Masters 40+
164 GN-23793	1	08:41.9	515 Delton Richey	Cat 5
165 GG-99409	1	08:42.0	302 Andrew McMullen	Cat 3
166 HC-24525	1	08:42.1	544 Anthony Rabito	Cat 5
167 SK-96651	1	08:42.6	414 Michael Nelson	Cat 4
168 CW-85219	1	08:42.7	315 Adam Goldweber	Masters 50+
169 CG-95387	1	08:43.5	451 Joshua Faine	Cat 4
170 LP-89337	1	08:44.0	348 Shannon Aiken	Masters 50+
171 NX-03804	1	08:44.1	353 Denise Joplin	Women 3-4
172 TH-93160	1	08:44.2	409 Taylor Bosch	Cat 4
173 GH-97784	1	08:45.2	400 Matthew Burks	Cat 4
174 KH-63355	1	08:45.2	524 Blair Crooke	Cat 5
175 GL-18164	1	08:45.4	503 Avery McNeal	Cat 5
176 NN-34309	1	08:45.8	408 Ryan Couture	Cat 4
177 HC-81252	1	08:46.3	458 Steve Riley	Cat 4
178 FF-84333	1	08:47.7	498 Nicholas Patterson	Cat 5
179 PF-60226	1	08:48.6	4 Stuart Lamp	Pro 1-2
180 FT-00332	1	08:48.7	212 Darryl Williams	Masters 40+
181 GN-64655	1	08:50.7	348 David Sandy	Masters 50+
182 HZ-54108	1	08:50.9	101 Robert Baker	Masters 30+
183 GX-44004	1	08:51.7	463 James Gunter	Cat 4
184 CG-58516	1	08:51.7	342 D Scott Bedford	Masters 50+

Transponders										
	Pos.	Bib	Name	Elapsed Time	Gap	Transponder	Laps	City	State	Category
	1	133	Phillip Dobbs	47:42.589		PN-28912	26	PENSACOLA	FL	Masters 30+
	2	201	Sammy Flores	41:10.605	0:06:31.984	LC-71326	24	HELENA	AL	Masters 40+
	3	136	Marek Lipold	41:11.261	0:06:31.328	CX-44121	24	BOGART	GA	Masters 30+
	4	104	Jason Vander	41:11.342	0:06:31.247	GX-38807	24	ORLANDO	FL	Masters 30+
	5	207	Doug Schroed	41:11.401	0:06:31.188	GP-90172	24	PENSACOLA	FL	Masters 40+
	6	100	Marc Crouch	41:11.461	0:06:31.128	HH-87786	24	JENSEN BEACH	FL	Masters 30+
	7	202	Donald Davis	41:11.559	0:06:31.030	FF-89652	24	PENSACOLA	FL	Masters 40+
	8	203	Craig Baranow	41:11.703	0:06:30.886	CZ-17955	24	WATER SOUND	FL	Masters 40+
	9	212	Darryl Williams	41:12.007	0:06:30.582	FT-00332	24	PENSACOLA	FL	Masters 40+
	10	103	Osvaldo Delga	41:12.310	0:06:30.279	PF-23420	24	PORT SAINT LUCIE	FL	Masters 30+
	11	222	Todd Hull	41:12.412	0:06:30.177	HC-21057	24	JACKSONVILLE	FL	Masters 40+
	12	204	Kurt Hoehn	41:12.650	0:06:29.939	NR-78061	24	ORANGE PARK	FL	Masters 40+
	13	216	Christopher Ol	41:12.789	0:06:29.800	GG-35667	24	SAINT JOHNS	FL	Masters 40+
	14	223	Kurt Phillips	41:13.115	0:06:29.474	RZ-88044	23	LAKELAND	FL	Masters 40+
	15	101	Robert Baker	41:25.167	0:06:17.422	HZ-54108	23	Pensacola	FL	Masters 30+
	16	206	Peter Stephens	42:45.309	0:04:57.280	GP-44749	23	GULFPORT	MS	Masters 40+
	17	102	German Arang	42:49.624	0:04:52.965	GL-52820	23	PORT ST LUCIE	FL	Masters 30+
	18	105	Ronaldo Tavar	44:15.033	0:03:27.556	PV-73150	23	PORT SAINT LUCIE	FL	Masters 30+
	19	205	Judd Troxler	41:57.152	0:05:45.437	GP-49071	22	LULING	LA	Masters 40+
	20	213	David Hesser	41:58.570	0:05:44.019	GN-88878	22	ALEXANDRIA	LA	Masters 40+
	21	219	vj liberto	42:52.597	0:04:49.992	CK-15417	22	new orleans	LA	Masters 40+
	22	209	david degendt	41:23.352	0:06:19.237	GK-74015	21	HOUSTON	TX	Masters 40+
	23	210	David Turbyfill	41:28.268	0:06:14.321	NR-00629	21	PENSACOLA	FL	Masters 40+
	24	221	John Egan	41:28.523	0:06:14.066	NZ-68971	20	COVINGTON	LA	Masters 40+

Transponders										
	Pos.	Bib	Name	Elapsed Time	Gap	Transponder	Laps	City	State	Category
	1	317	Keith Johnson	27:51.214		NK-98055	16	VIRGINIA BEACH	VA	Masters 50+
	2	356	Tom Gillis	28:13.968	0:00:22.754	RT-99439	16	TALLAHASSEE	FL	Masters 50+
	3	316	Randall Legeai	28:14.014	0:00:22.800	HS-36996	16	NEW ORLEANS	LA	Masters 50+
	4	331	George Heager	28:14.600	0:00:23.386	FF-08504	16	SAN ANTONIO	TX	Masters 50+
	5	999	George Hager	28:14.600	0:00:23.386	XX-00000	16	A	B	Masters 60+
	6	333	Michael Rhoad	28:14.746	0:00:23.532	PK-02239	16	HOLIDAY	FL	Masters 50+
	7	373	Brian Davis	28:14.987	0:00:23.773	RR-33059	16	ORLANDOORLANDO	FL	Masters 50+
	8	319	James Stinson	28:15.194	0:00:23.980	GS-25077	16	Cantonment	FL	Masters 50+
	9	345	Kerry Duggan	28:15.301	0:00:24.087	LZ-93464	16	GAINESVILLE	FL	Masters 50+
	10	348	Shannon Aiken	28:15.536	0:00:24.322	LP-89337	16	Pensacola	FL	Masters 50+
	11	355	Fred McLaughli	28:15.702	0:00:24.488	NP-72668	16	SANTA ROSA BEACH	FL	Masters 50+
	12	344	Doug Jones	28:15.914	0:00:24.700	NR-79325	16	Pensacola	FL	Masters 50+
	13	351	Timothy Taylor	28:17.253	0:00:26.039	NK-61111	16	LEXINGTON	TN	Masters 50+
	14	346	Michael Robins	28:17.969	0:00:26.755	FG-98682	16	GAINESVILLE	FL	Masters 50+
	15	342	Lee Hammond	29:00.773	0:01:09.559	NK-82515	15	JACKSON	MS	Masters 50+
	16	432	DANNY ROGER	29:00.798	0:01:09.584	KK-96249	15	PANAMA CITY	FL	Masters 60+
	17	365	Dan Steighner	29:01.538	0:01:10.324	GN-19838	15	Niceville	FL	Masters 50+
	18	340	robert mcneely	29:02.434	0:01:11.220	KR-35282	15	WEST MONROE	LA	Masters 50+
	19	456	Mick Gould	29:03.095	0:01:11.881	KP-22871	15	BIRMINGHAM	AL	Masters 60+
	20	429	James Taylor	28:12.313	0:00:21.099	GC-53336	13	GREER	SC	Masters 60+
	21	433	Bobby Cooley	03:48.999	0:24:02.215	HL-13448	2	PENSACOLA	FL	Masters 60+

Transponders										
	Pos.	Bib	Name	Elapsed Time	Gap	Transponder	Laps	City	State	Category
	1	108	Jacquelyn Cro	24:52.758		PX-84337	12	MAITLAND	FL	Women 1-3
	2	123	Liz Gerrity	24:54.250	0:00:01.492	KZ-77154	12	Naples	FL	Women 1-3
	3	134	Elizabeth Mors	25:40.841	0:00:48.083	FT-28396	12	SAINT PETERSBURG	FL	Women 1-3
	4	114	Zoe Mullins	25:41.085	0:00:48.327	LC-49568	12	ALTAMONTE SPRING	FL	Women 1-3
	5	128	Katie Bolton	25:41.214	0:00:48.456	CR-17333	12	FAIRHOPE	AL	Women 1-3
	6	376	Maria Carrelli	25:42.175	0:00:49.417	FK-00600	12	DECATUR	GA	Women 3-4
	7	117	Stephanie Smit	25:42.364	0:00:49.606	HC-50715	12	METAIRIE	LA	Women 3-4
	8	107	Mary Jimenez	25:42.666	0:00:49.908	HN-40717	12	SHREVEPORT	LA	Women 1-3
	9	366	Ashley Amacke	25:42.691	0:00:49.933	SR-01329	12	Pensacola	FL	Women 3-4
	10	127	Frances Sledge	25:42.876	0:00:50.118	FS-80403	12	FAIRHOPE	AL	Women 3-4
	11	120	Ellie Rodebeck	25:42.946	0:00:50.188	GN-77900	12	NEW ORLEANS	LA	Women 1-3
	12	106	Mignon Guerin	25:43.438	0:00:50.680	PV-85610	12	NEW ORLEANS	LA	Women 1-3
	13	374	Celeste Dolan	25:44.312	0:00:51.554	FG-62562	12	NEW ORLEANS	LA	Women 3-4
	14	109	Emily Brown	25:45.030	0:00:52.272	NF-02232	12	MILTON	FL	Women 1-3
	15	122	Regina Fritz	26:30.894	0:01:38.136	RT-25441	12	Ozark	AL	Women 3-4
	16	327	Janet Trubey	25:04.767	0:00:12.009	FT-51748	11	FLETCHER	NC	Women 3-4
	17	326	Ashlynn Smith	25:11.282	0:00:18.524	FF-65043	11	Milton	FL	Women 3-4
	18	413	Page Zeringue	25:11.499	0:00:18.741	HF-08170	11	NEW ORLEANS	LA	Women 3-4
	19	341	Christal McNea	25:11.740	0:00:18.982	CK-15190	11	MILTON	FL	Women 3-4
	20	119	Lisabeth Quinn	25:18.174	0:00:25.416	TS-57982	11	JACKSONVILLE	FL	Women 3-4
	21	353	Denise Joplin	25:46.147	0:00:53.389	NX-03804	11	A	A	Women 3-4
	22	334	Judith Kendric	25:49.132	0:00:56.374	KR-88604	11	PINEVILLE	LA	Women 3-4
	23	362	Roberta Becke	26:23.119	0:01:30.361	NF-73335	11	COVINGTON	LA	Women 3-4
	24	115	Kelly Campana	12:43.110	0:12:09.648	KZ-93585	4	Tampa	fl	Women 1-3

Transponders										
	Pos.	Bib	Name	Elapsed Time	Gap	Transponder	Laps	City	State	Category
	1	214	Sandor A Delg	23:16.228		TZ-17563	12	HIALEAH	FL	Junior 13-14
	2	421	Mike Ferreiro	23:18.050	0:00:01.822	RT-38350	12	Miami	FL	Junior 17-18
	3	347	Nathaniel Wor	23:18.791	0:00:02.563	GH-66174	12	ORLANDO	FL	Junior 15-16
	4	455	Austin Cheshir	23:19.067	0:00:02.839	KH-32458	12	FAIRHOPE	AL	Junior 17-18
	5	301	Ian McMullen	23:21.244	0:00:05.016	GS-81291	12	SAINT AUGUSTINE	FL	Junior 15-16
	6	302	Andrew Mcmul	23:26.005	0:00:09.777	GG-99409	12	STAUGUSTINE	FL	Junior 17-18
	7	420	Trip Volnoff	23:27.332	0:00:11.104	NX-24775	12	IRVINGTON	AL	Junior 15-16
	8	126	Jacob Monaha	24:13.540	0:00:57.312	HP-73309	12	COVINGTON	LA	Junior 10-12
	9	129	Nathan Dunca	24:14.509	0:00:58.281	CR-07273	12	MOBILE	AL	Junior 10-12
	10	554	Joseph Fritz	24:17.578	0:01:01.350	RR-64851	12	Ozark	AL	Junior 10-12
	11	226	Joseph Tarabel	23:20.237	0:00:04.009	HF-46462	11	Fairhope	AL	Junior 13-14
	12	224	Joseph Monah	23:24.888	0:00:08.660	CT-21489	11	COVINGTON	LA	Junior 13-14
	13	218	Mackenzie Colli	23:24.956	0:00:08.728	PL-68034	11	ARLINGTON	TN	Junior 13-14
	14	330	Isaac Constans	23:27.933	0:00:11.705	GL-53735	11	JEFFERSON	LA	Junior 15-16
	15	112	Gus Grow	24:50.095	0:01:33.867	NC-60579	11	MOBILE	AL	Junior 10-12
	16	131	Charlie Sledge	24:59.150	0:01:42.922	CS-36662	11	FAIRHOPE	AL	Junior 10-12
	17	113	Arrianna Durra	24:59.328	0:01:43.100	PF-01194	11	Pensacola	FL	Junior 10-12
	18	211	Grayson Gavra	24:59.774	0:01:43.546	HV-95048	11	FAIRHOPE	AL	Junior 13-14
	19	217	Mark Hesser	25:37.279	0:02:21.051	CC-03141	11	ALEXANDRIA	LA	Junior 13-14
	20	130	Eric McNees	24:14.662	0:00:58.434	FF-62282	10	Tallahassee	FL	Junior 10-12
	21	132	Jacob Williams	24:50.012	0:01:33.784	NG-22072	10	FAIRHOPE	AL	Junior 10-12
	22	225	Rebekah Const	24:09.730	0:00:53.502	GN-47105	8	Pensacola	FL	Junior 13-14

Event Results-Overall Standings

Pensacola Cycling Classic

Standings Print Date: Wednesday, September 19, 2012 6:

Cat 3

Position	First Name	Last Name	Team	Total Points	Elapsed Time
1	Scott	Newberry	Amateur Cycling Club of	53	02:48:26.214
2	Edward	Novak	Midsouth Masters Cyclin	75	02:48:29.134
3	Alan	Rothrock	Amateur Cycling Club of	65	02:48:35.412
4	Blair	Krogh	Raising Cane's Racing	66	02:48:36.418
5	James	Thompson	Unattached	58	02:48:37.243
6	Roslan	Rivera	Unattached	35	02:48:43.233
7	Jaden	Kifer	Raising Cane's Racing	32	02:48:43.854
8	Michael	Hernandez	Unattached	42	02:48:47.404
9	Rob	Newsom	The Woodlands Cycling	55	02:48:47.962
10	Dustin	White	VeloBrew Cycling Club	59	02:48:49.441
11	Jason	Bordelon	S3 Racing team	21	02:48:52.267
12	Aaron	Guyer	Gulf Coast Velo	19	02:48:56.075
13	James	Knippel	Team Cocos	43	02:48:58.494
14	Boris	Simmonds	Bici Coop Racing	42	02:49:05.096
15	Graham	Gillis	Gulf Coast Velo	17	02:49:05.451
16	Kevin	Pawlik	Unattached	15	02:49:05.755
17	Shane	Collins	Amateur Cycling Club of	26	02:49:08.662
18	Mariano	Garay	Unattached	29	02:49:09.193
19	Bradley	Gordon	Florida Velo	20	02:49:10.803
20	Bennie	Flores	Tiger Cycling Foundatio	16	02:49:20.080
21	Gene	Mcbrien	Unattached	46	02:49:23.006
22	David	Monismith	352 Racing p/b Bikes and	16	02:49:25.628
23	Alex	Schueckler	Unattached	34	02:49:27.983
24	Gordon	Duffy Ii	Unattached	15	02:52:10.805
25	Scott	Spees	Olympus Homes Cycling	18	03:00:07.290

Event Results-Overall Standings

Pensacola Cycling Classic

Standings Print Date: Wednesday, September 19, 2012 6:

Cat 4

Position	First Name	Last Name	Team	Total Points	Elapsed Time
1	John	Hensz	Hammer Down Multispo	71	02:46:55.951
2	Chris	Mojock	Unattached	53	02:47:34.173
3	Evan	Mcmanus	Rhino Racing	57	02:47:46.396
4	Adam	Morris	Absolute Racing Team	56	02:47:50.122
5	John	Wozniak	Absolute Racing Team	35	02:47:54.859
6	David	Koonce	Unattached	58	02:47:57.096
7	Cesar	Sosa	Unattached	62	02:47:57.226
8	Jared	Black	Unattached	61	02:47:58.212
9	Stephen	Zaffiri	Unattached	51	02:48:01.590
10	Logan	Trimm	Rhino Racing	24	02:48:07.803
11	Scott	Stewart	Unattached	29	02:48:13.872
12	Jared	Coffin	Unattached	37	02:48:14.128
13	Erick	Ascencio	Absolute Racing Team	54	02:48:14.988
14	Rhett	Houstoun	Team Primal Racing	36	02:48:20.581
15	Ed	Dunne	Cycle Logic	24	02:48:24.917
16	Dustin	Gill	Fairhope Cycling Project	41	02:48:35.607
17	Jason	Davis	Gulf Coast Velo	13	02:48:41.002
18	Joshua	Faine	Mandalay Bay/McGhie's	28	02:48:57.390
19	Ricky	Zanker	University of South Flori	4	02:51:38.826
20	Michael	Nelson	Orlando Road Club Inc	11	02:52:33.897
21	Sonny	Restivo	Tiger Cycling Foundatio	4	02:53:44.973

Event Results-Overall Standings

Pensacola Cycling Classic

Standings Print Date: Wednesday, September 19, 2012 6:

Cat 5

Position	First Name	Last Name	Team	Total Points	Elapsed Time
1	Daniel	Vu	Unattached	79	01:38:36.692
2	Alex	Hernandez	Unattached	51	01:39:36.883
3	Jacob	Smith	Unattached	75	01:39:41.616
4	Taylor	Knight	Unattached	52	01:39:45.740
5	Kevin	Koth	Unattached	44	01:40:01.584
6	Scott	McManus	Rhino Racing	55	01:40:11.405
7	Delton	Richey	Jolly Roger Cycling	57	01:40:22.449
8	Anthony	Rabito	Unattached	40	01:40:32.572
9	Kenny	McNeal	Unattached	32	01:40:45.510
10	Avery	McNeal	Unattached	44	01:41:00.055
11	Ruben	Espinosa	Unattached	29	01:44:20.406
12	Eric	Cheung	Fairhope Cycling Project	14	01:45:34.294

Event Results-Overall Standings

Pensacola Cycling Classic

Standings Print Date: Wednesday, September 19, 2012 6:

Handcycle

Position	First Name	Last Name	Team	Total Points	Elapsed Time
1	Dane	Pilon	Cross Creek Cycling Clu	30	01:51:54.466
2	David	Randall	Unattached	27	01:51:54.844
3	Brian	Mitchell	Bicycle Shack Racing	25	01:57:50.377
4	Michael	Postell	Unattached	23	01:58:14.301
5	David	Mayo	Unattached	20	02:03:18.123
6	Alfredo	Delossantos	Unattached	19	02:03:26.339
7	Josh	Sharpe	Unattached	21	02:03:47.878
8	Jeffrey	Snover	US Handcycling	18	02:07:43.853
9	Matthew	Robinson	US Handcycling	15	02:13:31.130
10	Robert	Puckett	Unattached	17	02:19:15.507
11	Thea	Rosa	Unattached	16	02:22:35.195
12	Kenneth	Bestine	Unattached	12	02:03:37.134
13	Daniel	DeWitt	Unattached	13	02:09:31.675
14	Craig	Cornwall	Unattached	14	02:09:53.010
15	carrie	finale	Unattached	11	02:30:34.052
16	Dennis	Clark	Unattached	10	02:23:42.140
17	Michael	Bishop	Unattached	8	02:26:58.501
18	Michael	Paul	Unattached	6	02:28:18.641
19	Joseph	Beimfohr	US Handcycling	7	02:32:13.038
20	Michael	Sprouse	Unattached	9	03:32:21.920
21	Ken	Higgins	Unattached	5	02:32:58.489
22	Peggy	Sprouse	Unattached	4	03:35:36.870
23	Timothy	Anderson	Unattached	3	03:41:46.152

Event Results-Overall Standings

Pensacola Cycling Classic

Standings Print Date: Wednesday, September 19, 2012 6:

Junior 10-12

Position	First Name	Last Name	Team	Total Points	Elapsed Time
1	Joseph	Fritz	Unattached	82	01:50:25.459
2	Jacob	Monahan	New Orleans Bicycle Clu	85	01:50:59.607
3	Nathan	Duncan	Unattached	75	01:51:13.687
4	Arrianna	Durrance	Unattached	65	02:07:45.956
5	Gus	Grow	Frazier Cycling	62	02:08:05.463
6	Charlie	Sledge	Unattached	59	02:13:21.812
7	Jacob	Williams	Unattached	53	02:17:58.160

Event Results-Overall Standings

Pensacola Cycling Classic

Standings Print Date: Wednesday, September 19, 2012 6:

Junior 13-14

Position	First Name	Last Name	Team	Total Points	Elapsed Time
1	Sandor A	Delgado	Interactive Metronome D	87	01:44:44.563
2	Joseph	Monahan	New Orleans Bicycle Clu	80	01:48:03.650
3	Mackenzie	Collins	Orlando Road Club Inc	71	01:49:01.457
4	Joseph	Tarabella	Unattached	75	01:49:17.709
5	Grayson	Gavras	Unattached	62	02:08:07.323
6	Mark	Hesser	S3 Racing team	63	02:11:11.352
7	Rebekah	Constance	Unattached	56	02:45:15.573

Event Results-Overall Standings

Pensacola Cycling Classic

Standings Print Date: Wednesday, September 19, 2012 6:

Junior 15-16

Position	First Name	Last Name	Team	Total Points	Elapsed Time
0	Isaac	Constans	New Orleans Bicycle Clu	73	12:57:44.375
1	Nathaniel	Worcester	Orlando Road Club Inc	90	12:59:38.647
2	Trip	Volnoff	Frazier Cycling	75	12:56:51.891

Event Results-Overall Standings

Pensacola Cycling Classic

Standings Print Date: Wednesday, September 19, 2012 6:

Junior 17-18

Position	First Name	Last Name	Team	Total Points	Elapsed Time
1	Mike	Ferreiro	Unattached	90	12:56:13.175
2	Austin	Cheshire	Unattached	81	12:56:42.287

Event Results-Overall Standings

Pensacola Cycling Classic

Standings Print Date: Wednesday, September 19, 2012 6:

Masters 30+

Position	First Name	Last Name	Team	Total Points	Elapsed Time
1	Phillip	Dobbs	Unattached	90	02:56:08.035
2	Oswaldo	Delgado	Treasure Coast Cyclewer	67	02:52:24.519
3	Marc	Crouch	Treasure Coast Cyclewer	75	02:56:43.301
4	Marek	Lipold	Unattached	70	02:57:20.616
5	Jason	Vandermay	B3 cycling	64	02:57:51.072
5	Robert	Baker	Unattached	54	03:04:18.992
6	German	Arango	Treasure Coast Cyclewer	54	03:05:40.993
6	Ronaldo	Tavares	Treasure Coast Cyclewer	66	03:00:10.262

Event Results-Overall Standings

Pensacola Cycling Classic

Standings Print Date: Wednesday, September 19, 2012 6:

Masters 40+

Position	First Name	Last Name	Team	Total Points	Elapsed Time
1	Donald	Davis	Unattached	82	02:51:47.814
2	Doug	Schroeder	Unattached	74	02:57:05.472
3	Sammy	Flores	Unattached	78	02:57:09.683
4	Christopher	Olson	VeloBrew Cycling Club	61	02:57:24.666
5	Todd	Hull	VeloBrew Cycling Club	58	02:57:49.611
6	Craig	Baranowski	Hammer Down Multispo	66	02:58:00.416
7	Kurt	Hoehn	VeloBrew Cycling Club	54	03:02:15.421
8	Darryl	Williams	Unattached	48	03:03:13.766
9	Kurt	Phillips	Unattached	51	02:58:17.976

Event Results-Overall Standings

Pensacola Cycling Classic

Standings Print Date: Wednesday, September 19, 2012 6:

Masters 50+

Position	First Name	Last Name	Team	Total Points	Elapsed Time
1	Keith	Johnson	Atlantic Velo-Virginia p/	90	01:37:44.141
2	Brian	Davis	Treasure Coast Cycling	70	01:38:33.570
3	Tom	Gillis	Gulf Coast Velo	77	01:38:35.798
4	Doug	Jones	Unattached	59	01:38:51.112
5	George	Heagerty	Geri Atrix	52	01:39:01.062
6	Randall	Legeai	New Orleans Bicycle Clu	69	01:39:05.044
7	James	Stinson	Unattached	53	01:39:20.255
8	Kerry	Duggan	Cycle Logic	54	01:39:31.931
9	Timothy	Taylor	Jackson Spokes	39	01:39:33.979
10	Fred	McLaughlin	Unattached	42	01:39:37.888
11	Shannon	Aiken	Unattached	40	01:39:44.426
12	Michael	Rhoades	Unattached	49	01:40:04.141

Event Results-Overall Standings

Pensacola Cycling Classic

Standings Print Date: Wednesday, September 19, 2012 6:

Masters 60+

Position	First Name	Last Name	Team	Total Points	Elapsed Time
1	George	Hagerty	Unattached	60	01:38:40.600
2	DANNY	ROGERS	Unattached	81	01:45:03.826
3	Mick	Gould	ST3 Cycling	73	01:51:51.695
4	James	Taylor	Greenville Spinners Bicy	67	01:57:44.782

Event Results-Overall Standings

Pensacola Cycling Classic

Standings Print Date: Wednesday, September 19, 2012 6:

Pro 1-2

Position	First Name	Last Name	Team	Total Points	Elapsed Time
1	Serghei	Tvetcov	Escalera Racing Club	75	04:00:23.309
2	Ruben	Companioni	Unattached	74	04:00:43.338
3	Stephan	Hirsch	The 706 Project	57	04:01:55.503
4	Jan	Kolar	Unattached	30	04:02:23.101
5	Brian	Toone	Birmingham Velo	35	04:02:38.618
6	Jonathan	Bowerman	Unattached	27	04:03:40.925
7	Ruben	Delcristo	Unattached	55	04:04:47.808
8	Shawn	Gravois	Globalbike Racing	66	04:04:51.517
9	Ryan	Boudreaux	Herring Gas Cycling	40	04:05:02.190
10	Frank	Travieso	Team Cocos	53	04:05:10.791
11	David	Guttenplan	The 706 Project	46	04:05:18.817
12	Curtis	Long	ZMOTION Racing Team	34	04:05:36.969
13	Ryan	Saylor	GearLink Racing INC.	30	04:05:53.066
14	Corey	Ray	Plano Athletic Cycling Cl	25	04:05:55.775
15	Michael	Mcbrien	Unattached	33	04:05:57.219
16	Giancarlo	Bianchi	Flying Ace Cycling Club	16	04:06:02.430
17	Andrew	Scarano	The 706 Project	25	04:06:02.672
18	Eric	Stubbs	GearLink Racing INC.	23	04:06:05.268
19	Eric	Murphy	The 706 Project	19	04:06:08.126
20	Ricardo	Perez	Unattached	16	04:06:11.605
21	Chris	Lessing	Round Here Racing	10	04:06:14.583
22	Don	Autore	Gulf Coast Velo	12	04:06:25.139
23	Henry	Willis	The Fit Lab	10	04:06:31.252
24	Andres	Alayon	Unattached	30	04:06:35.435
25	Rolando	Hernandez	GearLink Racing INC.	3	04:06:35.977
26	Tim	Regan	Unattached	0	04:06:43.621
27	Brian	Odonnell	Shama Cycles	0	04:06:49.184
28	John	Brizzard	Unattached	9	04:06:56.191
29	Matthew	Zimmer	Unattached	7	04:06:58.949
30	Victor	Alber	GearLink Racing INC.	19	04:07:00.953
31	Jacob	Hill	ZMOTION Racing Team	18	04:07:06.780

Event Results-Overall Standings

Pensacola Cycling Classic

Standings Print Date: Wednesday, September 19, 2012 6:

32	Stuart	Lamp	NashvilleCyclist.com	11	04:07:25.567
33	Kenneth	Bellau	Herring Gas Cycling	5	04:07:42.184
34	Trevor	Johnson	Unattached	21	04:15:04.121
35	Rainiel	Sanchez	Cool Beans Racing	16	04:15:53.194
36	Stanley	Prutz	S3 Racing team	12	04:25:28.350
37	Andrew	Schluck	Unattached	2	03:57:33.752
38	James G	Wenzel	Velo Voodoo	0	03:54:44.780
39	Jason	Smitherman	Round Here Racing	0	04:05:23.581
40	Matthew	Brooks	Unattached	18	04:08:32.766

Event Results-Overall Standings

Pensacola Cycling Classic

Standings Print Date: Wednesday, September 19, 2012 6:

Women 1-3

Position	First Name	Last Name	Team	Total Points	Elapsed Time
1	Jacquelyn	Crowell	Unattached	90	02:55:17.854
2	Elizabeth	Morse Hill	ZMOTION Racing Team	71	02:57:49.510
3	Liz	Gerrity	Unattached	68	03:01:22.311
4	Zoe	Mullins	Colavita Racing Inc.	69	03:01:46.837
5	Mary	Jimenez	Team LaS'port	66	03:01:47.490
6	Katie	Bolton	Fairhope Cycling Project	66	03:02:07.622
7	Ellie	Rodebeck	Unattached	56	03:10:47.711
8	Emily	Brown	Unattached	51	03:16:04.133